



SHENZHEN FAITH TECHNOLOGY CO.,LTD

SURFACE MOUNT GLASS PASSIVATED RECTIFIER

S2A THRU S2M

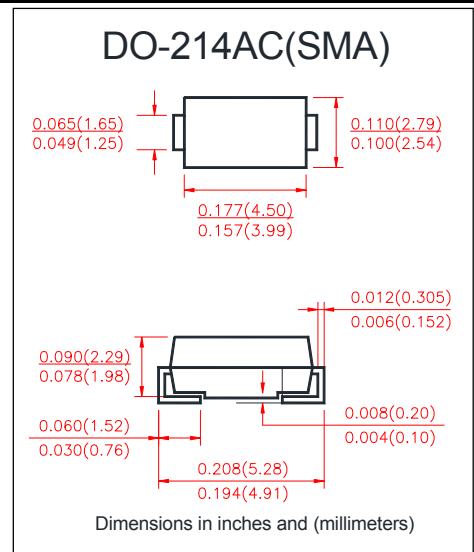
VOLTAGE RANGE **50 to 1000 Volts**
CURRENT **2.0 Ampere**

FEATURES

- Plastic package has underwrites laboratory flammability Classification 94V-0
- For surface mounted applications
- Low profile package
- Built-in strain relief, ideal for automated placement
- Glass Passivated chip junction
- High temperature soldering guaranteed
250°C/10 second at terminals

MECHANICAL DATA

- Case: JEDED DO-214AC molded plastic over glass passivated chip
- Terminals: Solder plated, Solderable per MIL-STD-750, method 2026
- Polarity: Color band denotes cathode end



MAXIMUM RATINGS AND ELECTRICAL CHARACTERISTICS

- Ratings at 25°C ambient temperature unless otherwise specified

MAXIMUM RATINGS & THERMAL CHARACTERISTICS

	SYMBOLS	S2A	S2B	S2D	S2G	S2J	S2K	S2M	UNIT
Maximum Repetitive Peak Reverse Voltage	V_{RRM}	50	100	200	400	600	800	1000	Volts
Maximum RMS Voltage	V_{RMS}	35	70	140	280	420	560	700	Volts
Maximum DC Blocking Voltage	V_{DC}	50	100	200	400	600	800	1000	Volts
Maximum Average Forward Rectified Current at $T_L=100^\circ\text{C}$	$I_{F(AV)}$	2.0							Amps
Peak Forward Surge Current 8.3ms single half sine wave superimposed on rated load (JEDEC method) $T_L=100^\circ\text{C}$	I_{FSM}	50							Amps
Typical Thermal Resistance (NOTE 1)	$R_{\theta JA}$	53							°C/W
	$R_{\theta JL}$	16							
Operating and Storage Temperature Range	T_J, T_{STG}	-55 to +150							°C

ELECTRICAL CHARACTERISTICS

	SYMBOLS	S2A	S2B	S2D	S2G	S2J	S2K	S2M	UNIT
Maximum Instantaneous Forward Voltage at 1.5A	V_F	1.10							Volts
Maximum DC Reverse Current at rated DC Blocking Voltage	$T_A = 25^\circ\text{C}$	5.0							μA
	$T_A = 125^\circ\text{C}$								
Typical Reverse Recovery Time at $I_F=0.5\text{A}, I_R=1.0\text{A}, I_{RR}=0.25\text{A}$,	T_{rr}	2.5							μs
Typical junction capacitance at 4.0V, 1MHz	C_J	30							pF

Notes:

1. Thermal resistance from Junction to ambient and from junction to lead mounted on P.C.B. with 0.3×0.3" (8.0 × 8.0mm) copper pad areas.



SHENZHEN FAITH TECHNOLOGY CO.,LTD

SURFACE MOUNT GLASS PASSIVATED RECTIFIER

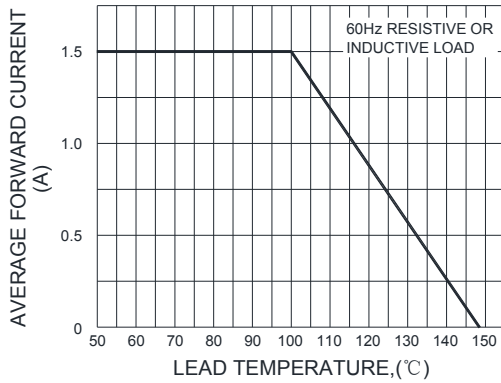
S2A THRU S2M

VOLTAGE RANGE 50 to 1000 Volts

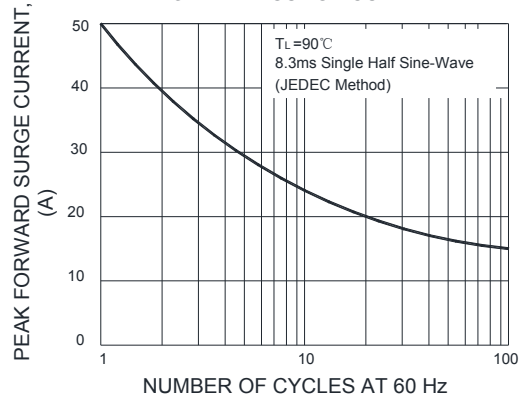
CURRENT 2.0 Ampere

RATINGS AND CHARACTERISTIC CURVES

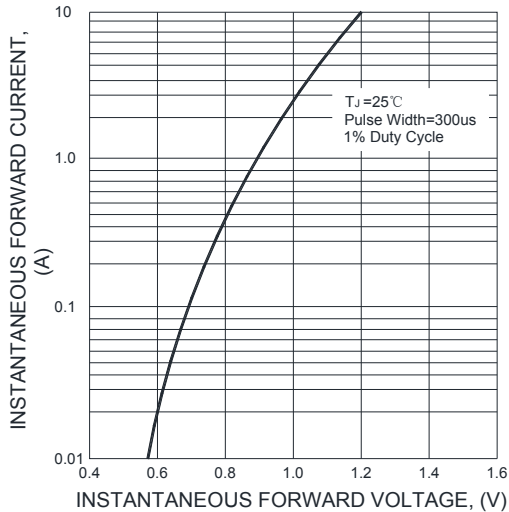
F1G.1-FORWARD CURRENT DERATING CURVE



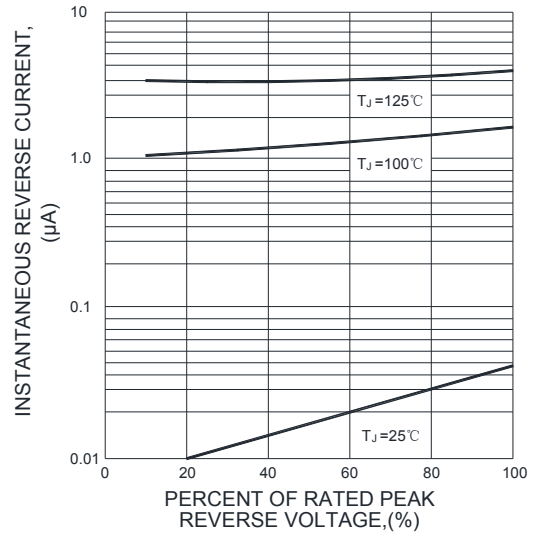
F1G.2-MAXIMUM NON-REPETITIVE PEAK FORWARD SURGE CURRENT



F1G.3-TYPICAL INSTANTANEOUS FORWARD CHARACTERISTICS



F1G.4-TYPICAL REVERSE CHARACTERISTICS



F1G.5-TYPICAL JUNCTION CAPACITANCE

