



SHENZHEN FAITH TECHNOLOGY CO.,LTD

SURFACE MOUNT SUPER FAST RECTIFIER

S5A THRU S5M

VOLTAGE RANGE 50 to 1000 Volts

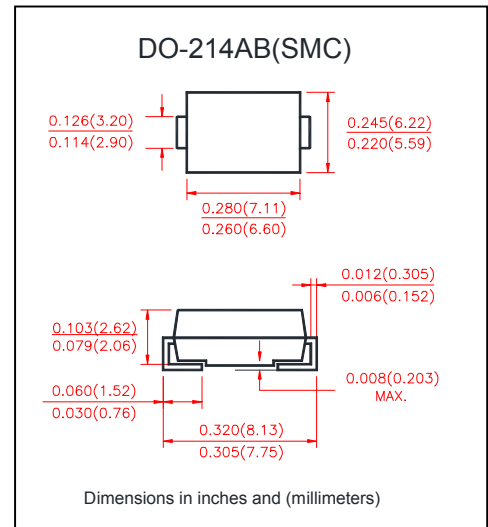
CURRENT 5.0 Ampere

FEATURES

- Plastic package has underwrites laboratory flammability Classification 94V-0
- For surface mounted applications
- Low profile package
- Built-in strain relief, ideal for automated placement
- Glass Passivated chip junction
- High temperature soldering: 250°C/10 second at terminals

MECHANICAL DATA

- Case: JEDED DO-214AA molded plastic over glass passivated chip
- Terminals: Solder plated, Solderable per MIL-STD-750, method 2026
- Polarity: Color band denotes cathode end
- Weight: 0.007ounce, 0.25 gram



MAXIMUM RATINGS AND ELECTRICAL CHARACTERISTICS

- Ratings at 25°C ambient temperature unless otherwise specified

TYPE NUMBER	SYMBOLS	S5A	S5B	S5D	S5G	S5J	S5K	S5M	UNIT
Maximum Repetitive Peak Reverse Voltage	V_{RRM}	50	100	200	400	600	800	1000	Volts
Maximum RMS Voltage	V_{RMS}	35	70	140	280	420	560	700	Volts
Maximum DC Blocking Voltage	V_{DC}	50	100	200	400	600	800	1000	Volts
Maximum Average Forward Rectified Current at $T_L=100^\circ\text{C}$ (NOTE 3)	$I_{(AV)}$	5.0							Amps
Peak Forward Surge Current 8.3ms single half sine wave superimposed on rated load (JEDEC method) $T_L=100^\circ\text{C}$	I_{FSM}	100							Amps
Maximum Instantaneous Forward Voltage at 5.0A	V_F	1.15							Volts
Maximum DC Reverse Current at rated DC Blocking Voltage	$T_A = 25^\circ\text{C}$	10.0							μA
	$T_A = 125^\circ\text{C}$	250							
Typical junction capacitance (NOTE 1)	C_J	60							pF
Typical Thermal Resistance (NOTE 2)	$R_{\theta JL}$	47							$^\circ\text{C}/\text{W}$
	$R_{\theta JA}$	13							
Operating Junction and Storage Temperature Range	T_J, T_{STG}	-55 to +150							$^\circ\text{C}$

Notes:

1. Measured at 1.0MHz and applied reverse voltage of 4.0 Volts
2. Thermal resistance from Junction to ambient and from junction to lead mounted on P.C.B.with 0.3×0.3" (8.0 × 8.0mm) copper pad areas.



SHENZHEN FAITH TECHNOLOGY CO.,LTD

SURFACE MOUNT SUPER FAST RECTIFIER

S5A THRU S5M

VOLTAGE RANGE 50 to 1000 Volts
CURRENT 5.0 Ampere

RATINGS AND CHARACTERISTIC CURVES S5A THRU S5M

FIG.1-FORWARD CURRENT DERATING CURVE

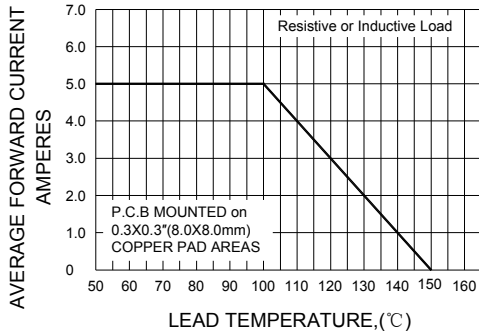


FIG.2-MAXIMUM NON-REPETITIVE PEAK FORWARD SURGE CURRENT

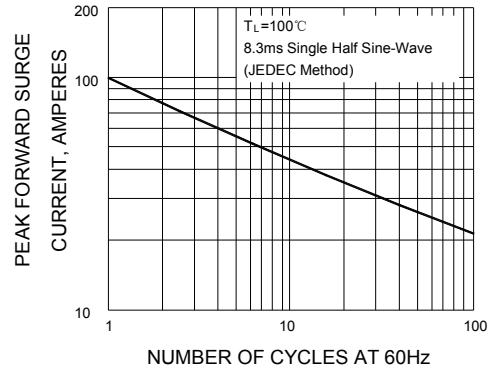


FIG.3-TYPICAL INSTANTANEOUS FORWARD CHARACTERISTICS

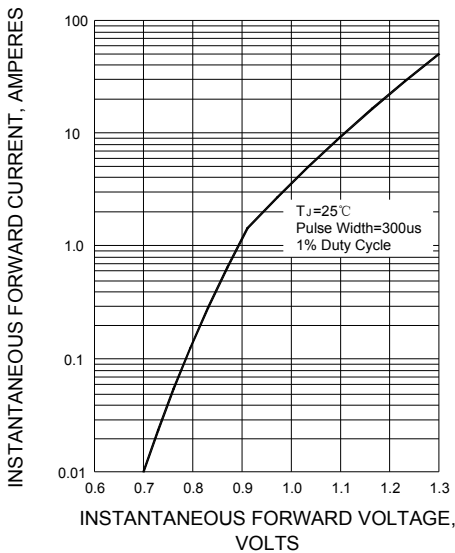


FIG.4-TYPICAL REVERSE CHARACTERISTICS

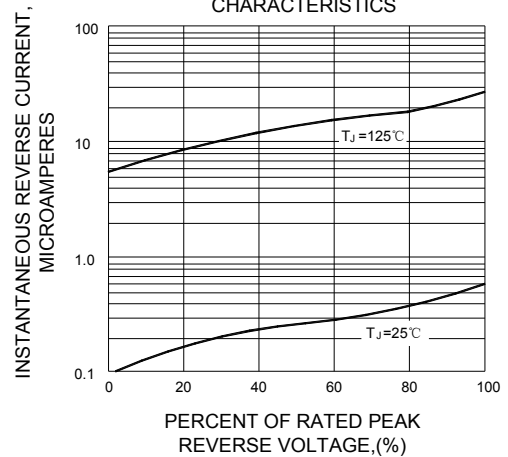


FIG.5-TYPICAL JUNCTION CAPACITANCE

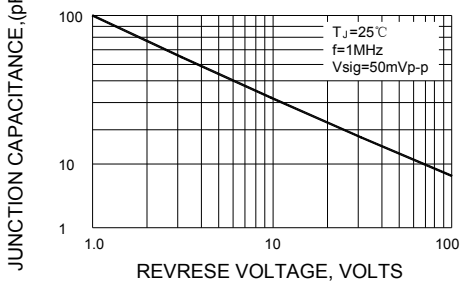


FIG.6-TYPICAL TRANSIENT THERMAL IMPEDANCE

