



SHENZHEN FAITH TECHNOLOGY CO.,LTD

SURFACE MOUNT SCHOTTKY BARRIER RECTIFIER

SS52 (SK52) THRU SS510 (SK510)

VOLTAGE RANGE

20 to 100 Volts

CURRENT

5.0 Ampere

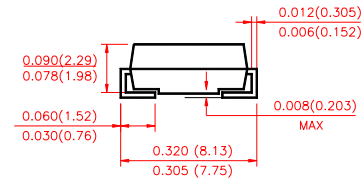
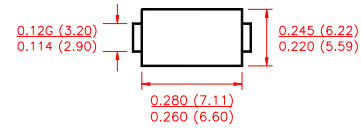
FEATURES

- Low profile surface mount package
- Built-in strain relief
- High switching speed
- Low voltage drop, high efficiency
- For use in low voltage high frequency inverters, Free willing, and polarity protection applications
- Guarding for over voltage protection

MECHANICAL DATA

- Case: Transfer molded plastic
- Epoxy: UL 94V-0 rate flame retardant
- Lead: Solder plated, solderable per MIL-STD-750 method 2026
- Polarity: Color band denotes cathode end
- Weight: 0.007 ounce, 0.25 gram

DO-214AB(SMC)



Dimensions in inches and (millimeters)

MAXIMUM RATINGS AND ELECTRICAL CHARACTERISTICS

- Ratings at 25°C ambient temperature unless otherwise specified.
- Single phase, half wave, 60Hz, resistive or inductive load.
- For capacitive load derate current by 20%.

	SYMBOLS	SS52 SK52	SS53 SK53	SS54 SK54	SS55 SK55	SS56 SK56	SS58 SK58	SS59 SK59	SS510 SK510	UNIT
Maximum Repetitive Peak Reverse Voltage	V_{RRM}	20	30	40	50	60	80	90	100	Volts
Maximum RMS Voltage	V_{RMS}	14	21	28	35	42	56	63	70	Volts
Maximum DC Blocking Voltage	V_{DC}	20	30	40	50	60	80	90	100	Volts
Maximum Average Forward Rectified Current at T_L see figure 1 $T_L=105^\circ\text{C}$	$I_{(AV)}$	5.0								Amps
Peak Forward Surge Current 8.3ms single half sine-wave superimposed on rated load (JEDEC method)	I_{FSM}	100								Amps
Maximum Instantaneous Forward Voltage @ 5.0A(Note1)	V_F	0.55			0.75		0.85			Volts
Maximum DC Reverse Current at rated DC Blocking Voltage per element	$T_A = 25^\circ\text{C}$	0.5								mA
	$T_A = 100^\circ\text{C}$	20.0				10.0				
Typical Thermal Resistance (Note 2)	$R_{\theta JA}$	55								°C/W
	$R_{\theta JL}$	12								
Operating Junction Temperature	T_J	(-55 to +150)				(-55 to +150)				°C
Storage Temperature Range	T_{STG}	(-55 to +150)								°C

Notes:

1. Pulse test: 300 μ s pulse width, 1% duty cycle
2. PCB mounted with 0.55" \times 0.55" (14mm \times 14mm) copper pads



SS52 (SK52) THRU SS510 (SK510)

VOLTAGE RANGE 20 to 100 Volts

CURRENT 5.0 Ampere

RATING AND CHARACTERISTIC CURVES SS52 THRU SS510

FIG.1-TYPICAL FORWARD CURRENT DERATING CURVE

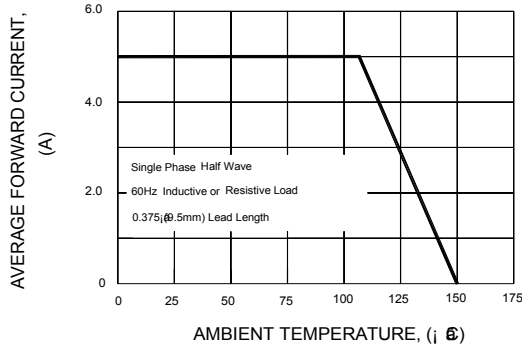


FIG.2-MAXIMUM NON-REPETITIVE PEAK FORWARD SURGE CURRENT

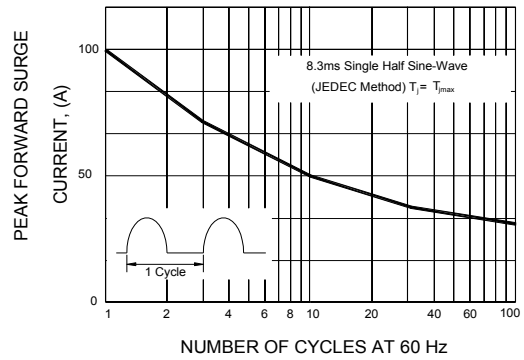


FIG.3-TYPICAL INSTANTANEOUS FORWARD CHARACTERISTICS

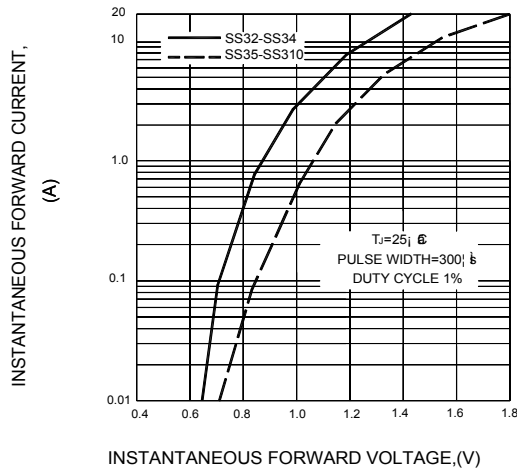


FIG.4-TYPICAL REVERSE CHARACTERISTICS

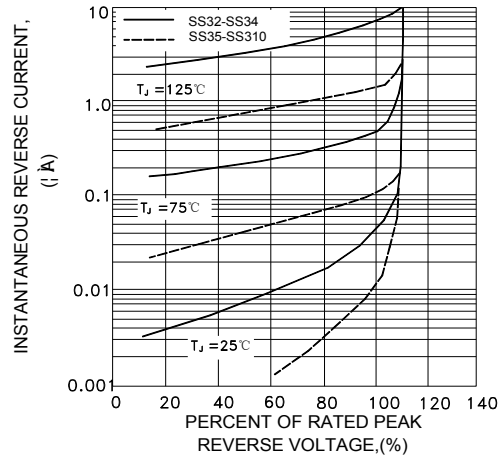


FIG.5-TYPICAL JUNCTION CAPACITANCE

